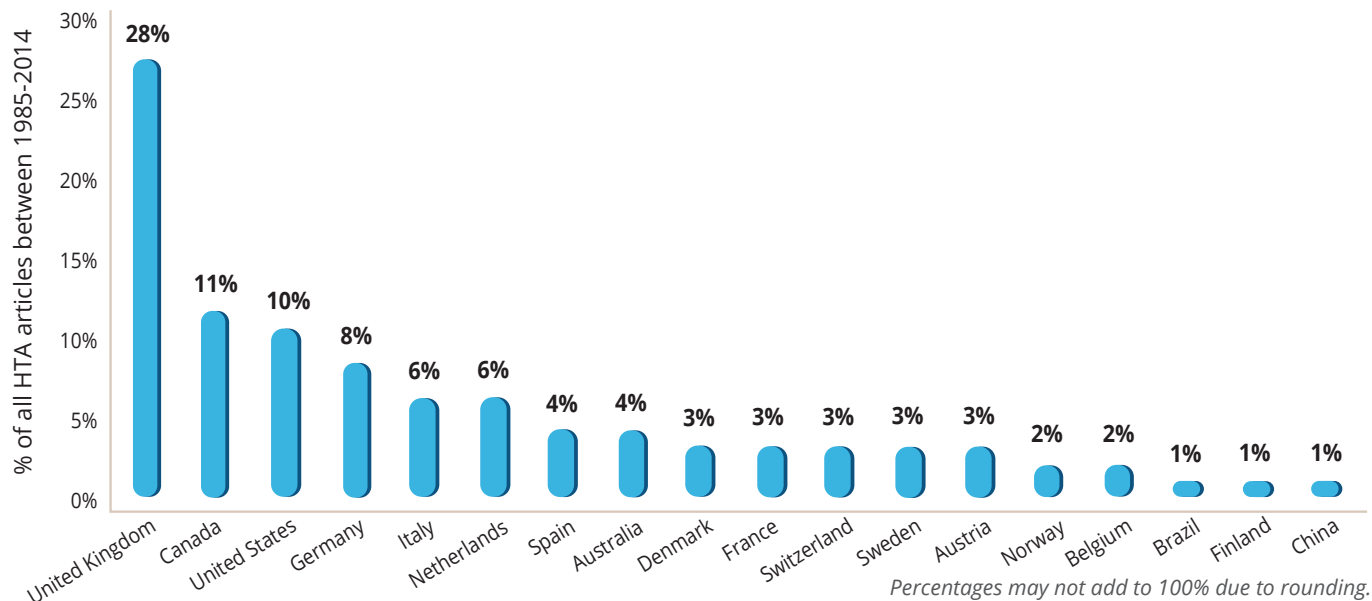


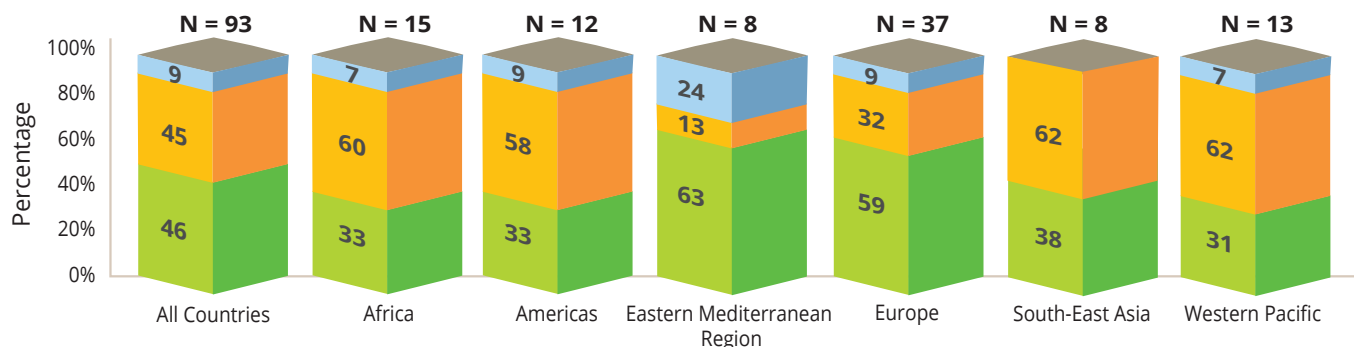
By the Numbers: The State of Health Technology Assessment (HTA)

Section Editor: The ISPOR Student Network

Country-Specific Distribution of HTA Publications, 1985-2014¹

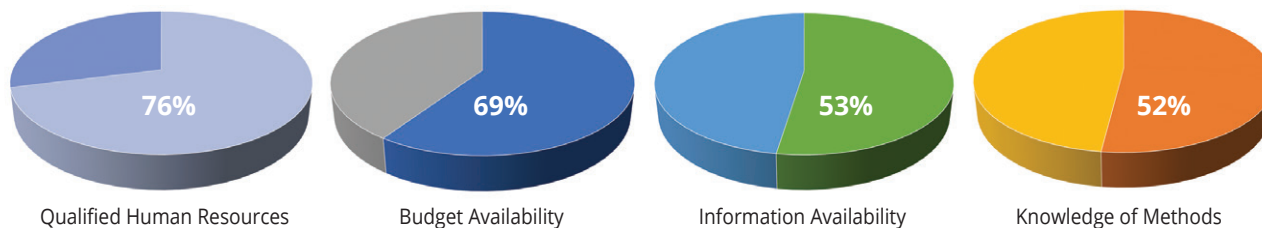


Percentage of World Health Organization Member Countries With Legislative Requirements to Consider the Results of HTAs (total and by region)²



Footnotes: 1) "N" represents the number of countries surveyed overall and by region. 2) Responses were given by an individual from the national HTA board appointed by Ministry of Health of the country.

Top 4 Barriers in Conducting HTAs for Decision Making: A Survey of 111 World Health Organization Member Nations²



Contributors: Aakash Bipin Gandhi, Chintal H. Shah, University of Maryland, USA; Nazneen Fatima Shaikh, Mona Nili, West Virginia University, USA; Krystal Williams, Florida Agricultural and Mechanical University
Acknowledgment: We would like to thank Zeba Khan, RPh, PhD for her review and helpful comments

References available online.